

**Welcome to the AHPs in Scotland:
Be Appreciated, Be Connected, Be
Inspired**

Online delegate information

2nd March 2023

Using Slido

- Using your mobile phone or opening a new window on your lap top
- Scan the QR code (will be available on the day) or search for Slido in a browser
- You do not have to login
- Type the event code into the code box or scan the QR code (**#AHPScotland**)

Join at
slido.com

#AHPScotland

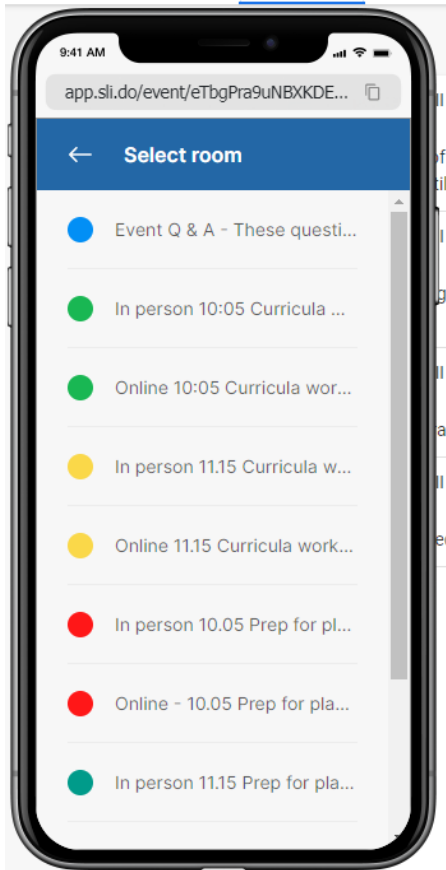
slido Product Solutions Pricing Enterprise We are hiring! Log In

Joining as a participant?

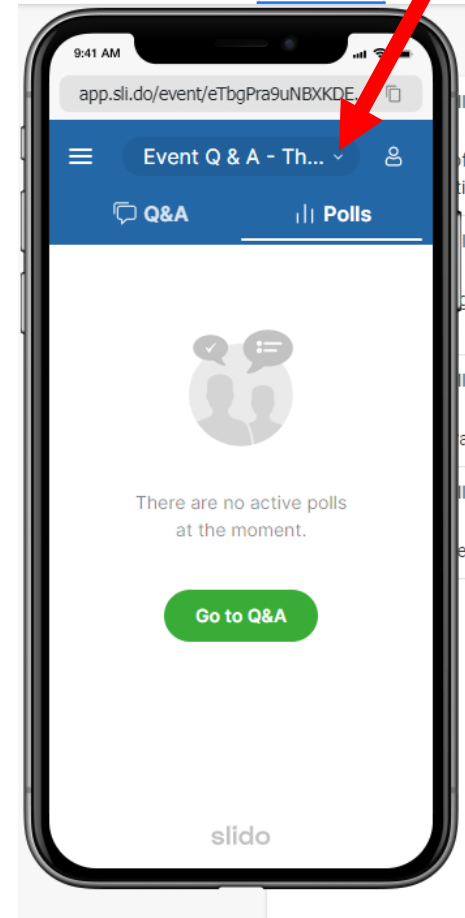
Enter code here



Using Slido polls

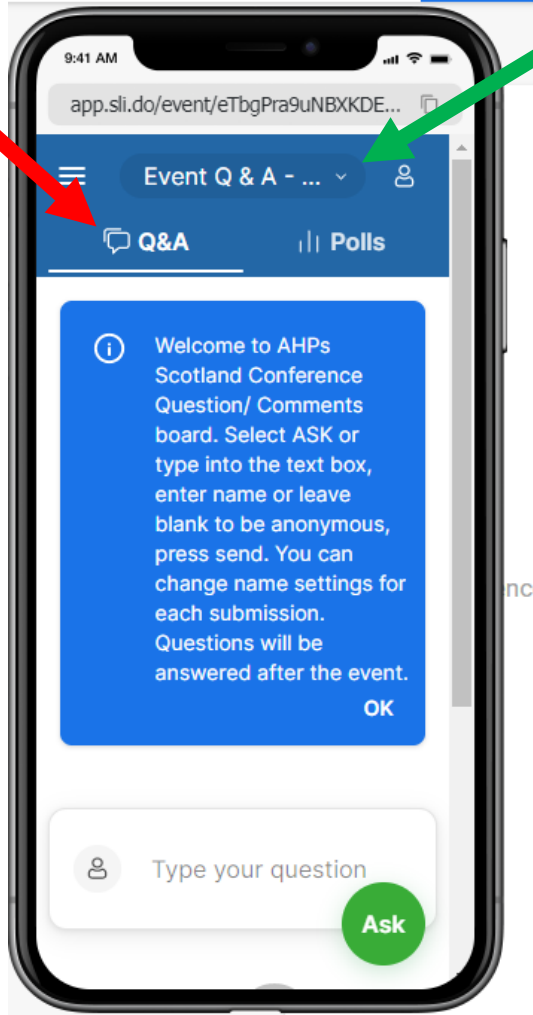


- You should be taken directly to this screen
- Click on the appropriate 'room' or workshop to access the polls



- If you get lost and this screen appears click the drop down list as shown by the red arrow
- This will take you to the 'room' / workshop screen

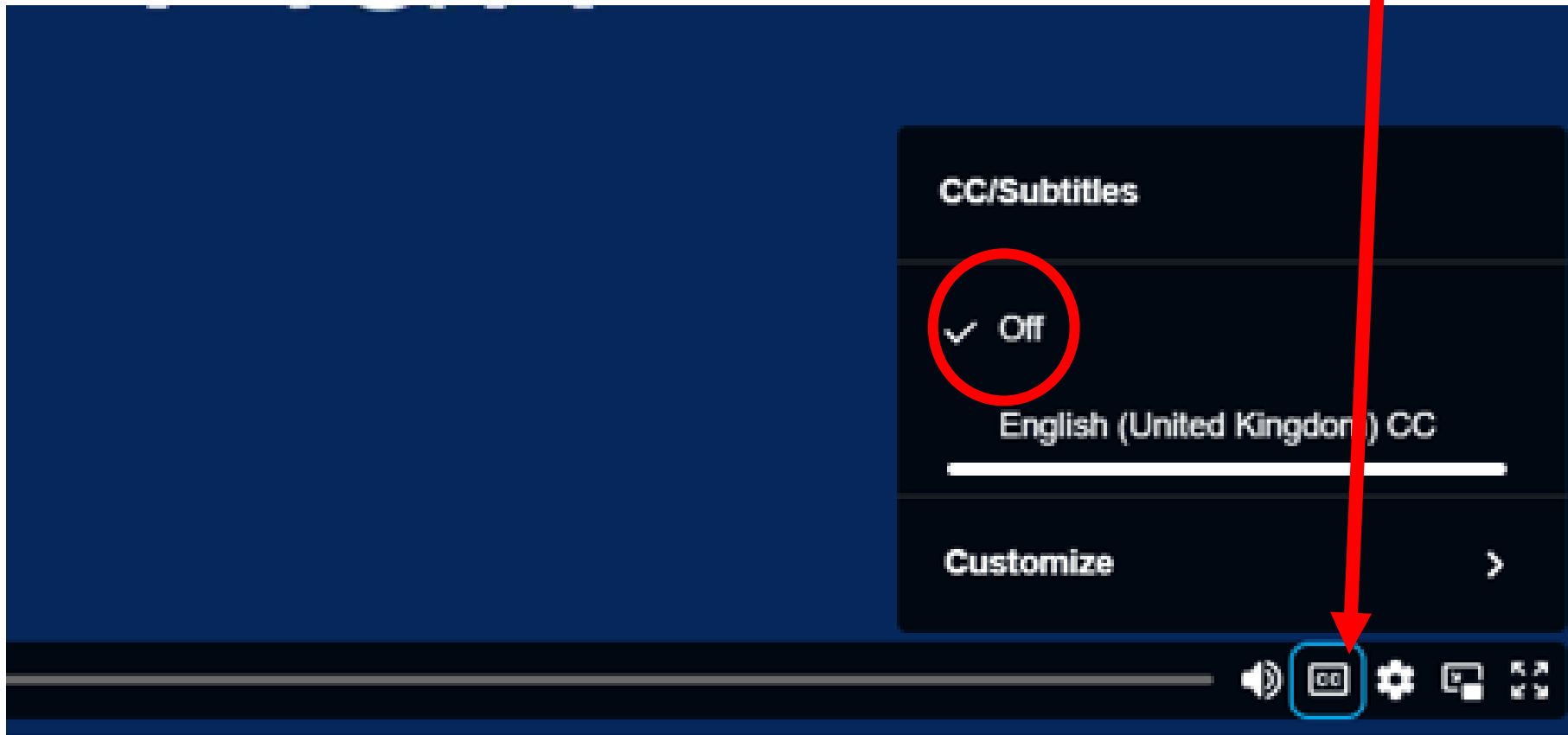
Using Slidos event Q & A



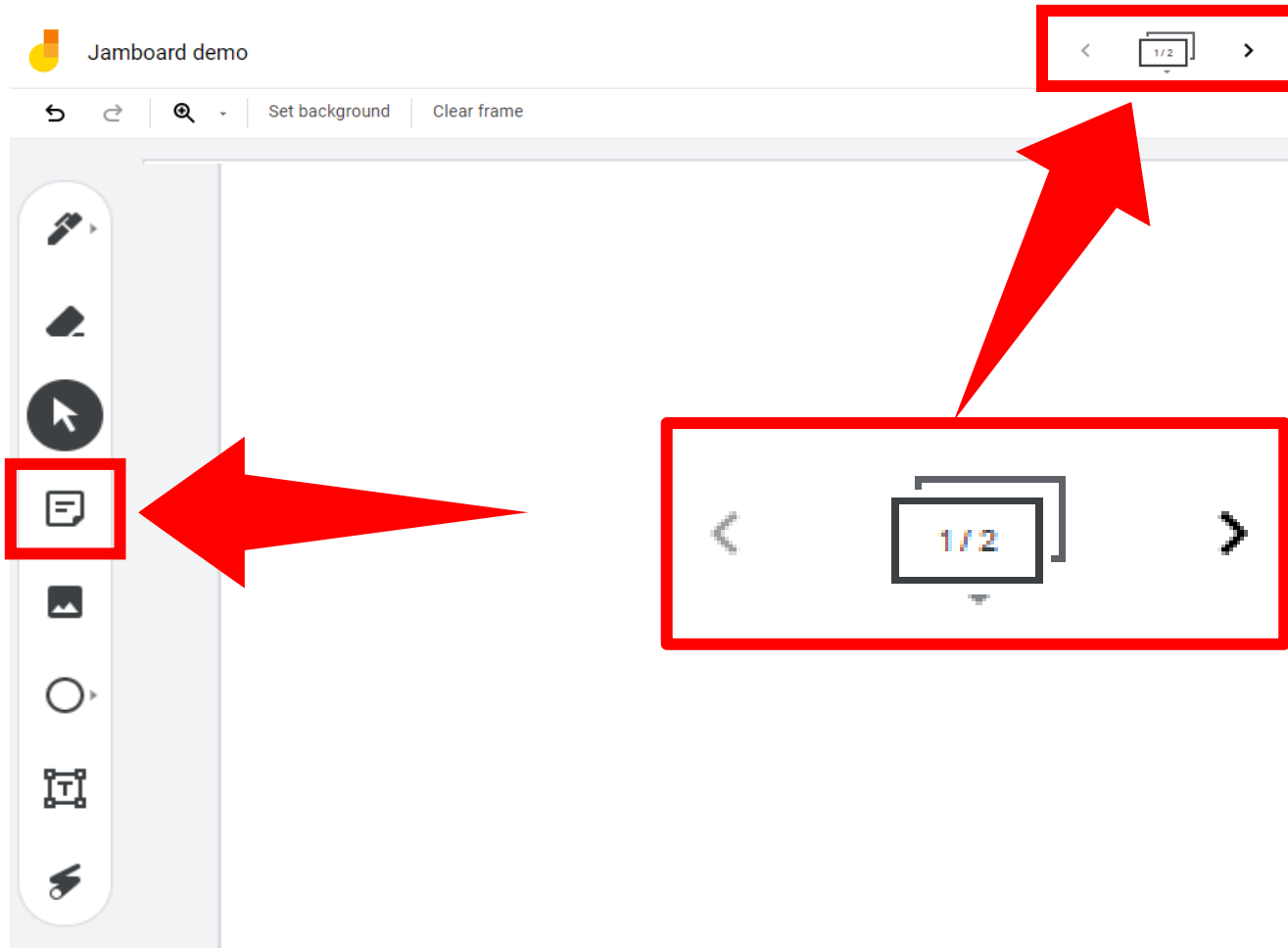
- On this screen click the drop down room list as shown by **green arrow** , choose **Event Q & A**
- Click on the Q & A tab as shown by **red arrow**
- **Type** your question in the box or click **Ask** and then type your question in the box
- You can **add** your name if you wish
- Click **Send**
- All questions will be answered after the event and shared with participants

Vimeo captions

If you are viewing the presentations via the learning stacks you can turn on captions by clicking here and selecting 'On' or 'Off'



Using Jamboards (whiteboard)



Open the link provided in your browser or on a mobile device

Use the toolbar to the left to add sticky notes or text

Click the arrows at the top to move to the next board/discussion point

All contributions are anonymous

If link doesn't work in Edge or Firefox, copy and paste to Chrome

Online breakout rooms


- You will be automatically sent to a breakout room and brought back into the main meeting when time is up
- There is a 10 second warning before you come back
- You will be able to use chat to communicate

Troubleshooting tips

- **Don't panic** if you get stuck in a breakout room with nobody else.....
- **Wait a minute** to be sure that you are alone and there is not an electronic delay
- **Use the red leave button** if you are still alone, this will end your meeting totally
- **Re-join the whole event session** using your original event meeting link
- If you continue to have issues contact events@nes.scot.nhs.uk

Breakout room access may differ depending on your device

In your break out rooms



Unmute to speak

Use chat panel to post comments

